

# On-premise subscription flows

## Self Enterprise Edition Purchase

Phuong Luu

# 1) Buy Enterprise Edition

- From the Download page (<https://www.odoo.com/page/download>)

The screenshot displays the 'Download Odoo' page. On the left, there is a registration form with fields for 'Your Name', 'Phone Number', 'Your Email', 'Primary Interest' (set to 'Use it in my company'), and 'Company size' (set to 'less than 5 employees'). Below the form is a table of download links for 'Odoo 9 • Community' (Windows, Ubuntu • Debian, RPM, Sources) and 'Odoo 9 • Enterprise' (four 'Buy' buttons). A red box highlights the 'Odoo 9 • Enterprise' section, and a red arrow points to the top 'Buy' button. On the right, there are three sections: 'Try without installing' (green button), 'Installation guide' (with 'Read more' link), and 'Questions?' (with 'Contact us' link).

## Download Odoo

Your Name \_\_\_\_\_

Phone Number \_\_\_\_\_

Your Email \_\_\_\_\_

Primary Interest Use it in my company ▼

Company size less than 5 employees ▼

Odoo 9 • Community	
	Windows <a href="#">Download</a>
	Ubuntu • Debian <a href="#">Download</a>
	RPM <a href="#">Download</a>
	Sources <a href="#">Download</a>

Odoo 9 • Enterprise	
<a href="#">Buy</a>	
<a href="#">Buy</a>	
<a href="#">Buy</a>	
<a href="#">Buy</a>	

[Try without installing](#)

### Installation guide

Installation guides for Windows, Ubuntu/Debian, RedHat (RPM), Docker.

[Read more](#)

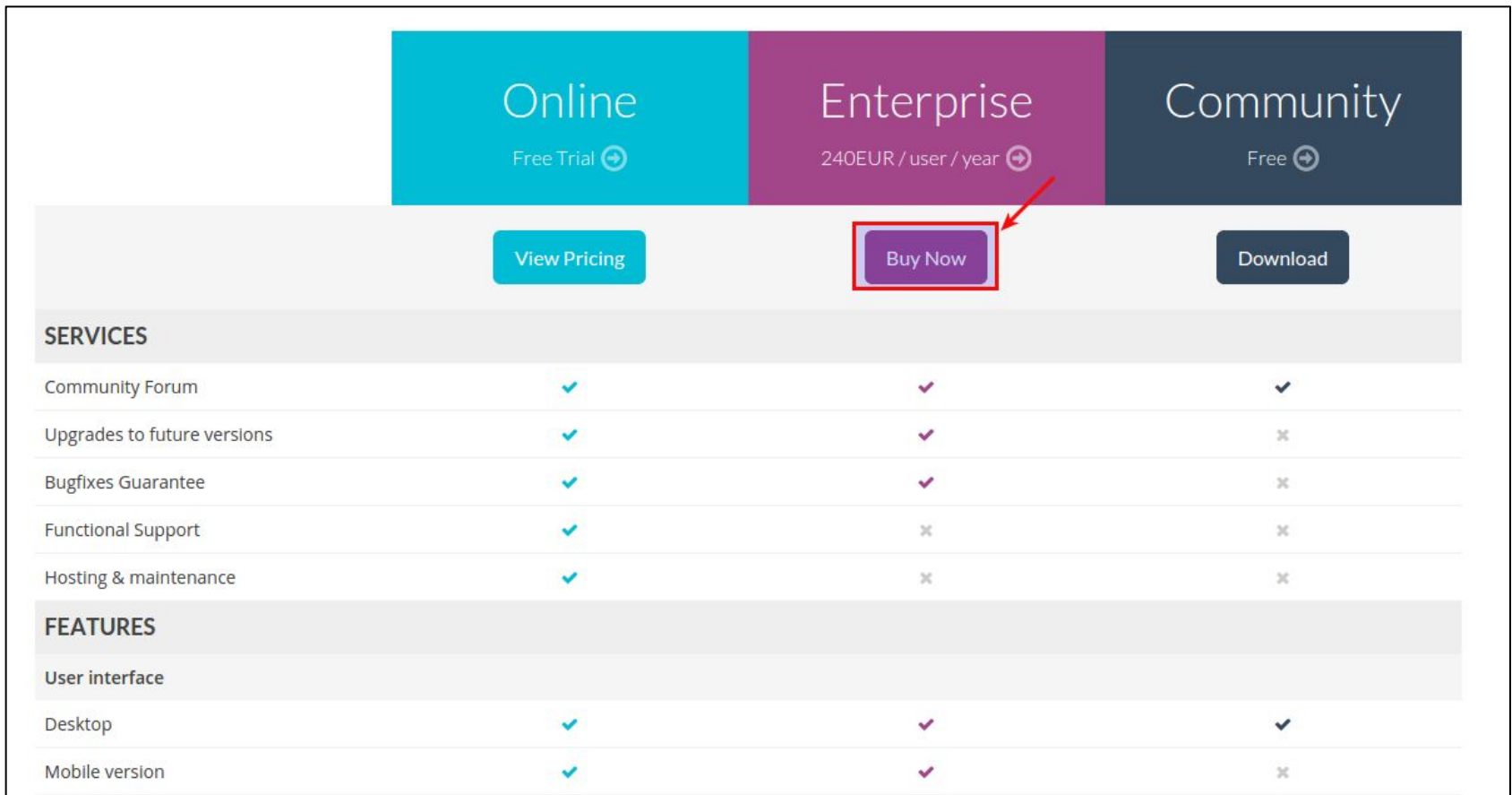
### Questions?

Contact us about anything related to Odoo apps, services, our company.

[Contact us](#)

# 1) Buy Enterprise Edition

- From the Editions page (<https://www.odoo.com/editions>)



The screenshot displays the Odoo Editions page with three main options: Online (Free Trial), Enterprise (240EUR/user/year), and Community (Free). The Enterprise option is highlighted in purple, and its 'Buy Now' button is circled in red with an arrow pointing to it. Below the editions are sections for 'SERVICES' and 'FEATURES' comparing the three editions.

	Online	Enterprise	Community
<b>SERVICES</b>			
Community Forum	✓	✓	✓
Upgrades to future versions	✓	✓	✗
Bugfixes Guarantee	✓	✓	✗
Functional Support	✓	✗	✗
Hosting & maintenance	✓	✗	✗
<b>FEATURES</b>			
<b>User interface</b>			
Desktop	✓	✓	✓
Mobile version	✓	✓	✗

## 2) Buy page

- Customer is already logged on odoo.com: fields are pre-filled

Menu EUR **Norbert Poilu**

### Buy Odoo Enterprise

Name Norbert Poilu	E-mail norbert@poilu.com
Company Name Chaussée de Namur 40	TIN/VAT Number BE0477472701
Country Belgium	Number of users 1
Phone +32 81 81 37 00	Integrating Partner What's this?

Payment Method

- Credit Card
- Wire Transfer

### Total

Up to 5 Users:	1 200 EUR/Year
Taxes:	252 EUR/Year
<b>Total:</b>	<b>1 452 EUR/Year</b>

### SLA

When submitting this form, you confirm that you have read and agree with the conditions of the Odoo Enterprise contract.

[Download the PDF](#)

## 2) Buy page

- Customer is not logged: info to fill in

Menu

### Buy Odoo Enterprise

Sign in to fill the form automatically if you already have an account on odoo.com. [Sign in](#)

Name	E-mail
_____	_____
Company Name	TIN/VAT Number
_____	_____
Country Belgium ▼	Number of users 1
_____	_____
Phone	Integrating Partner What's this? ▼
_____	_____

## Important Note

- If the Customer is working with an Odoo Partner, he can mention it

Buy Odoo Enterprise

Sign in to fill the form automatically if you already have an account on odoo.com. [Sign in](#)

Name

E-mail

Company Name - Optional

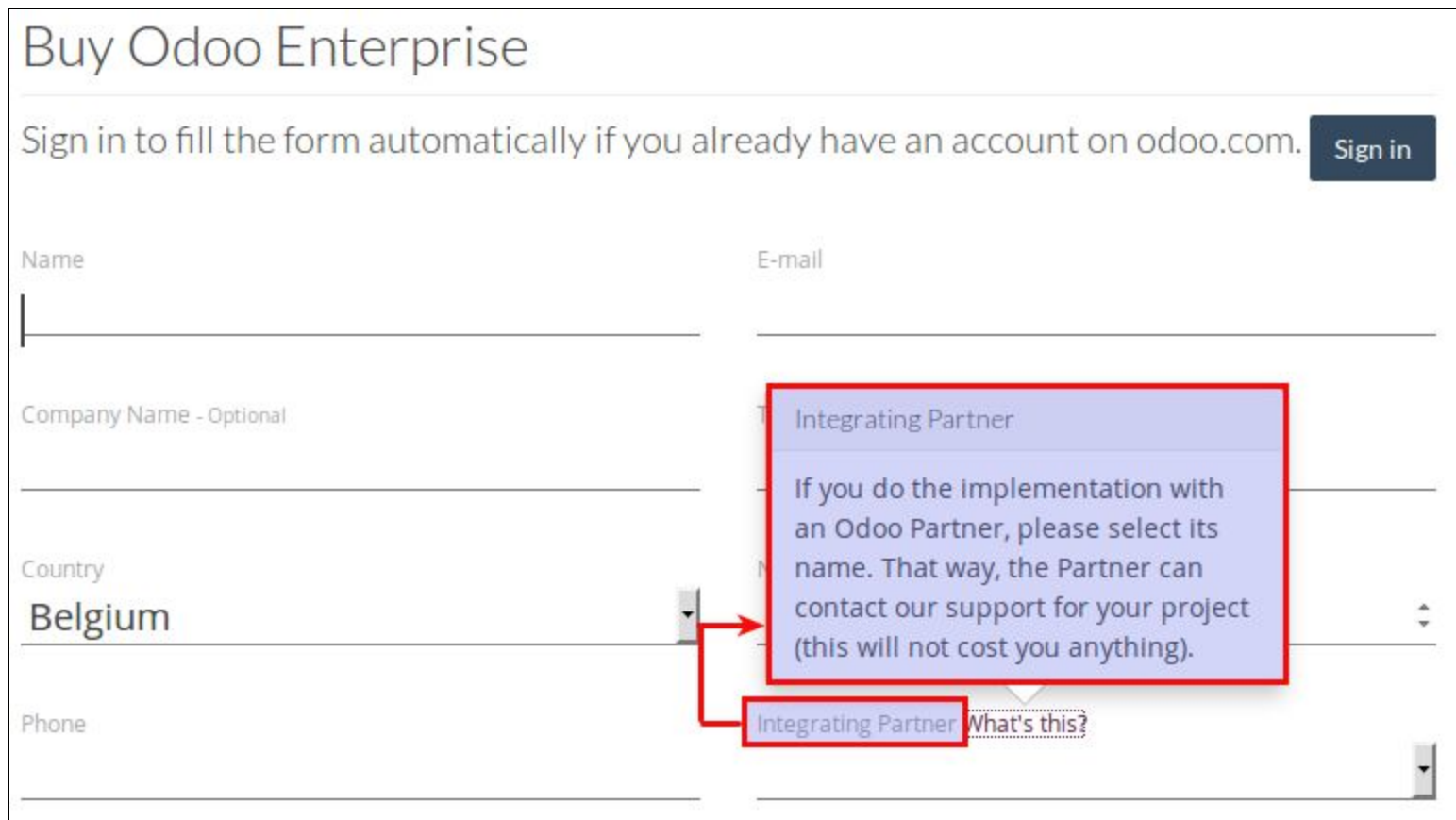
Country  
Belgium

Phone

Integrating Partner

If you do the implementation with an Odoo Partner, please select its name. That way, the Partner can contact our support for your project (this will not cost you anything).

Integrating Partner [What's this?](#)

The image shows a screenshot of the 'Buy Odoo Enterprise' form. The form includes fields for Name, E-mail, Company Name (Optional), Country (set to Belgium), and Phone. A dropdown menu for 'Integrating Partner' is highlighted with a red box. A callout box with a blue background and red border points to this dropdown, containing the text: 'Integrating Partner. If you do the implementation with an Odoo Partner, please select its name. That way, the Partner can contact our support for your project (this will not cost you anything)'. Below the dropdown, the text 'Integrating Partner' is visible next to a 'What's this?' link.

### 3) Payment: possibility 1


- By Credit Card

Belgium ▼ 3

Phone Integrating Partner What's this? ▼


**Payment Method**

Credit Card  Wire Transfer

Card Number  
4111 1111 1111 1111 

Holder Name  
Norbert Poilu

Expires CVC  
05 / 19 783

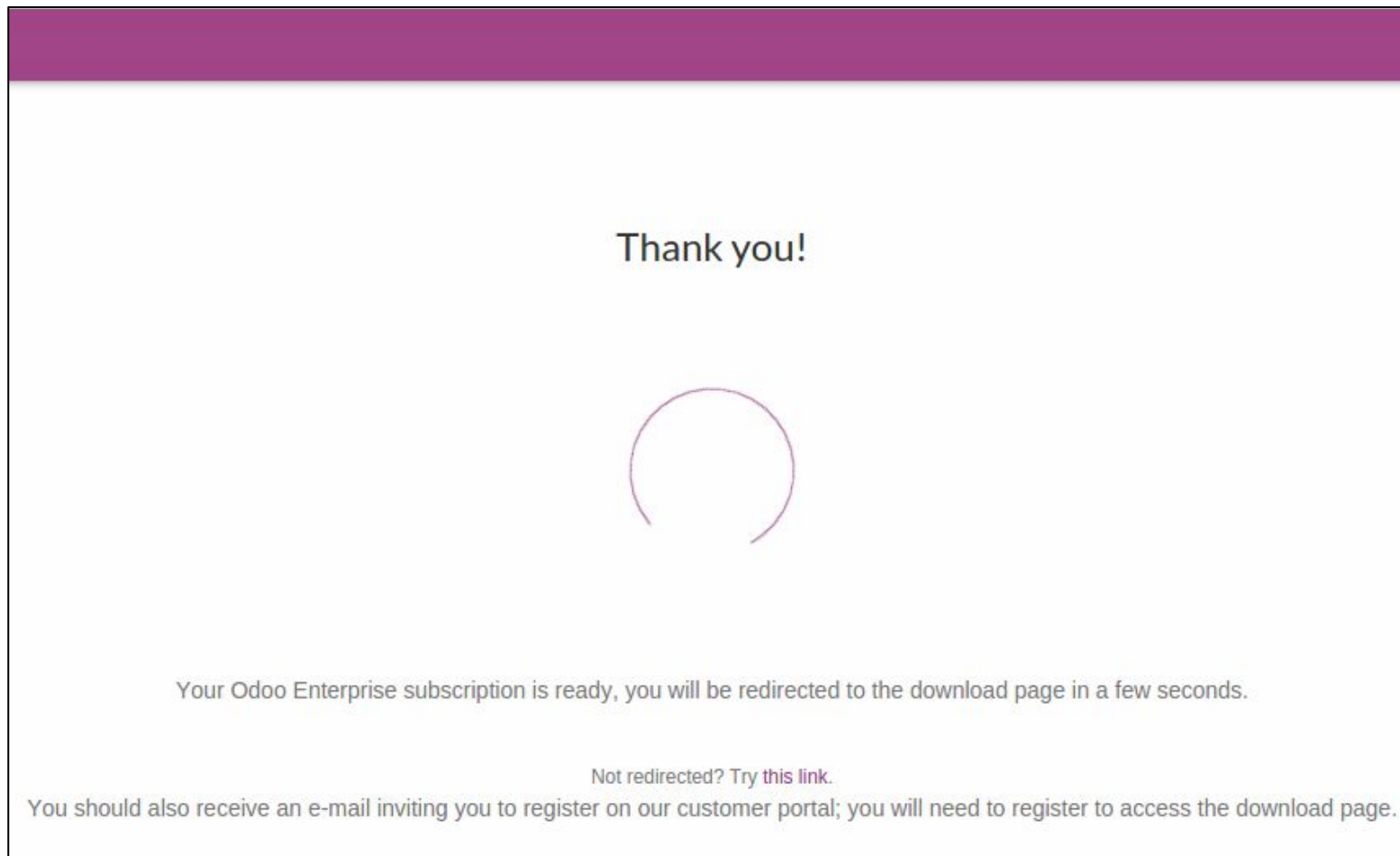
 Payment secured by Ingenico Payment Services.

**Pay Now**

## 3) Payment: possibility 1

---

- By Credit Card: Payment validation





### 3) Payment: possibility 2

---

#### ○ By Wire Transfer

Payment Method


Credit Card

Wire Transfer

Your download will be available when we receive your payment. You will receive the payment details by e-mail after confirmation.

Pay Now

Thank you!



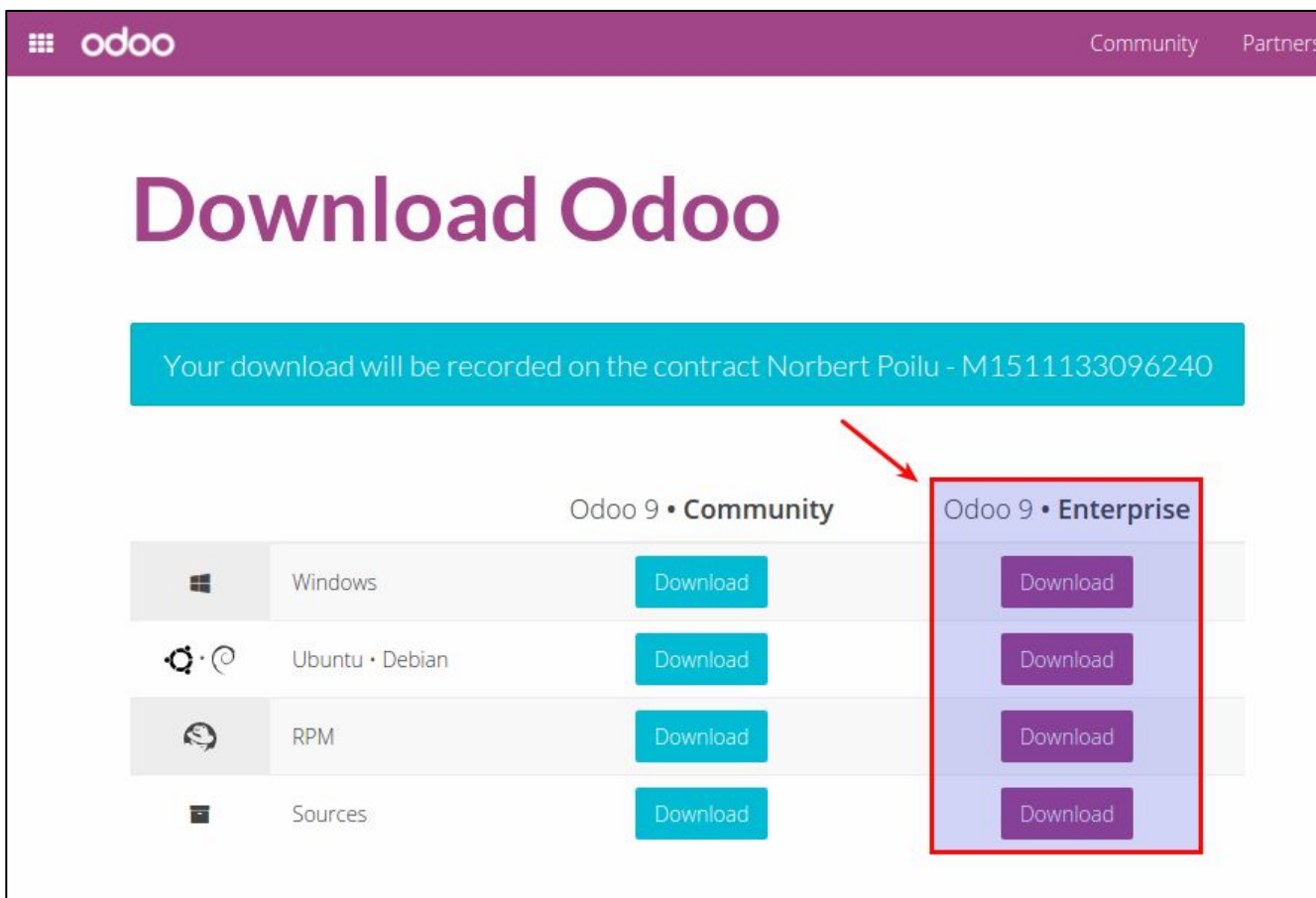
We will contact you when your payment is confirmed.

You should receive an e-mail with your Odoo Enterprise activation code when your payment is confirmed.













## 4) Download page

---

- After payment validation, Enterprise edition is available for download



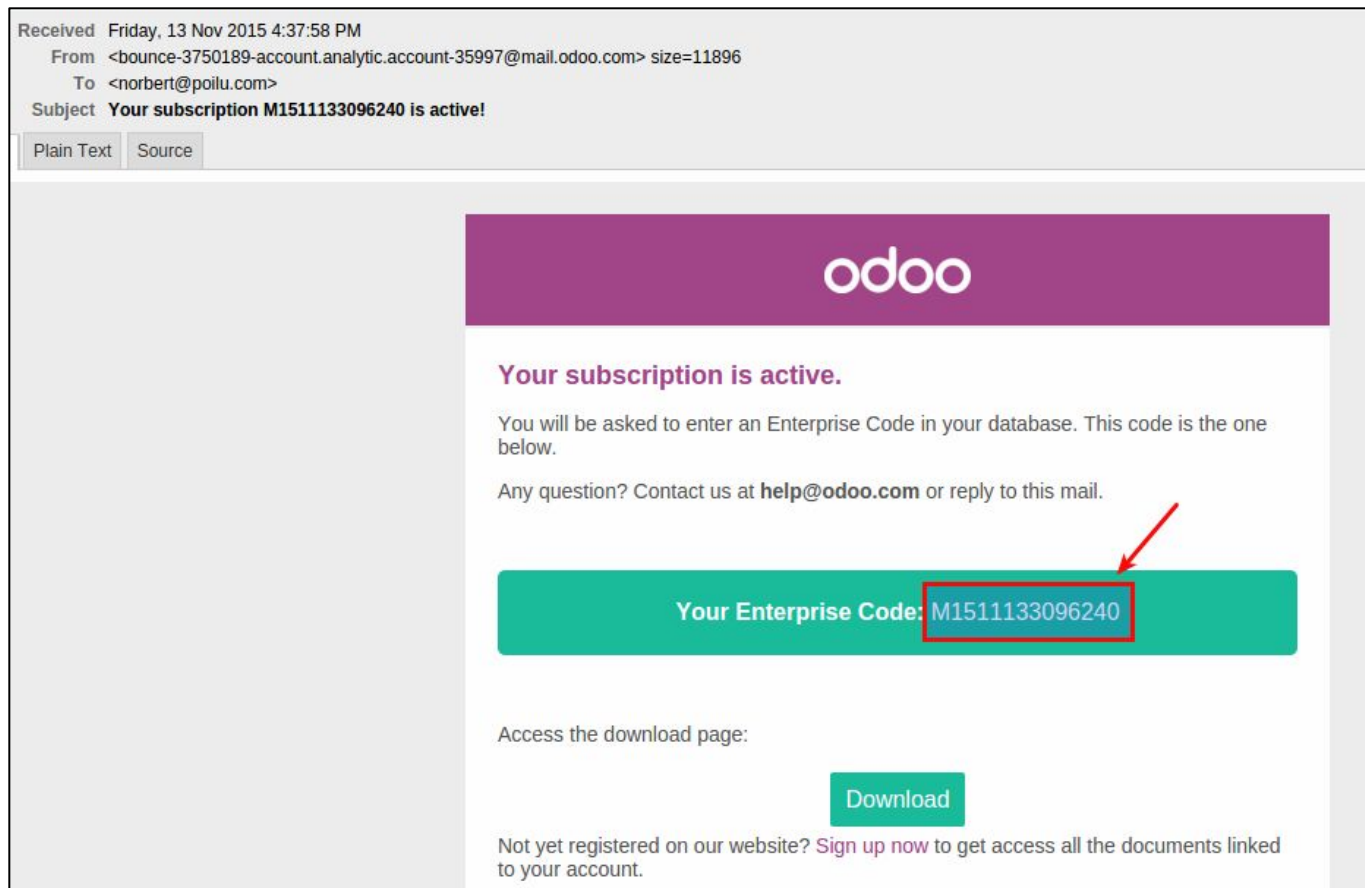
The screenshot shows the Odoo 9 download page. The header includes the Odoo logo and navigation links for 'Community' and 'Partners'. The main heading is 'Download Odoo'. A teal banner indicates that the download will be recorded on the contract 'Norbert Poilu - M1511133096240'. Below this, there are two columns of download options. The left column is for 'Odoo 9 • Community' and the right column is for 'Odoo 9 • Enterprise'. The Enterprise column is highlighted with a red box and a red arrow pointing to it from the Community column. Each option has a 'Download' button.

Odoo 9 • Community		Odoo 9 • Enterprise	
	Windows		
	Ubuntu • Debian		
	RPM		
	Sources		

## 5) Email with Enterprise Code

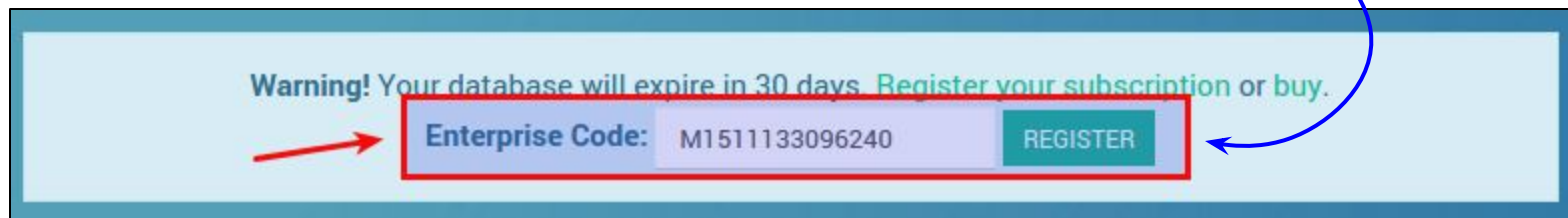
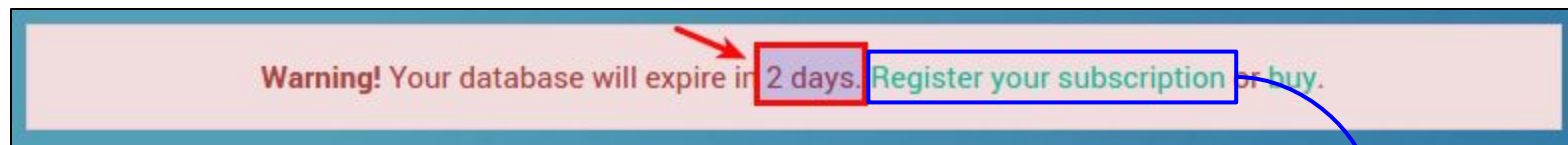
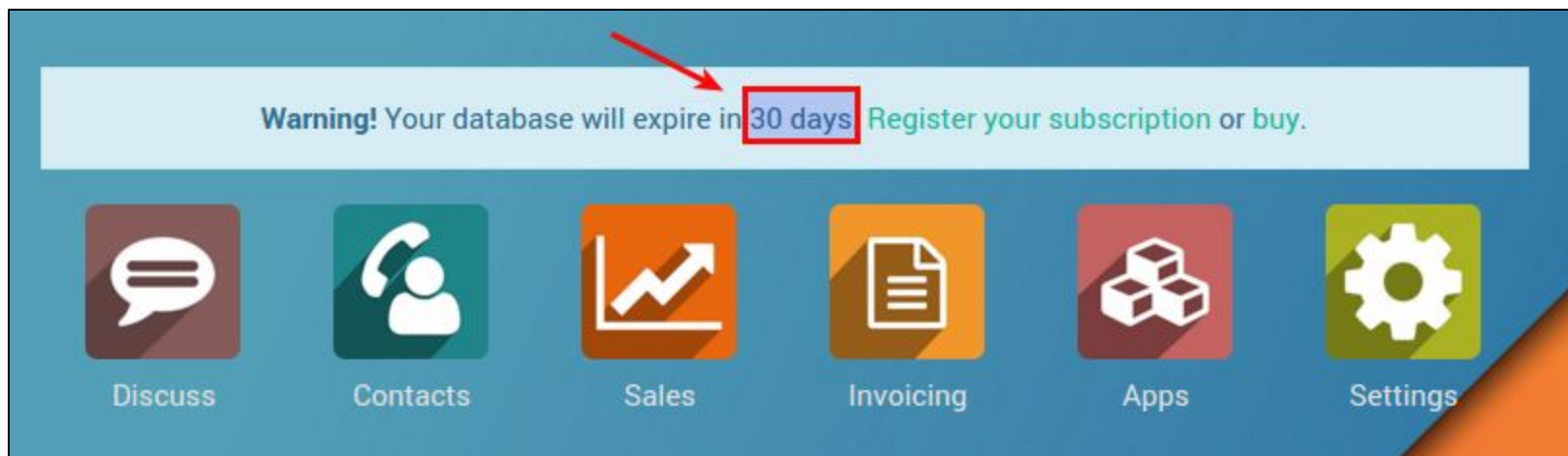
---

- Customer will receive by e-mail the Enterprise Code to use for his database registration



## 6) Countdown on customer's DB

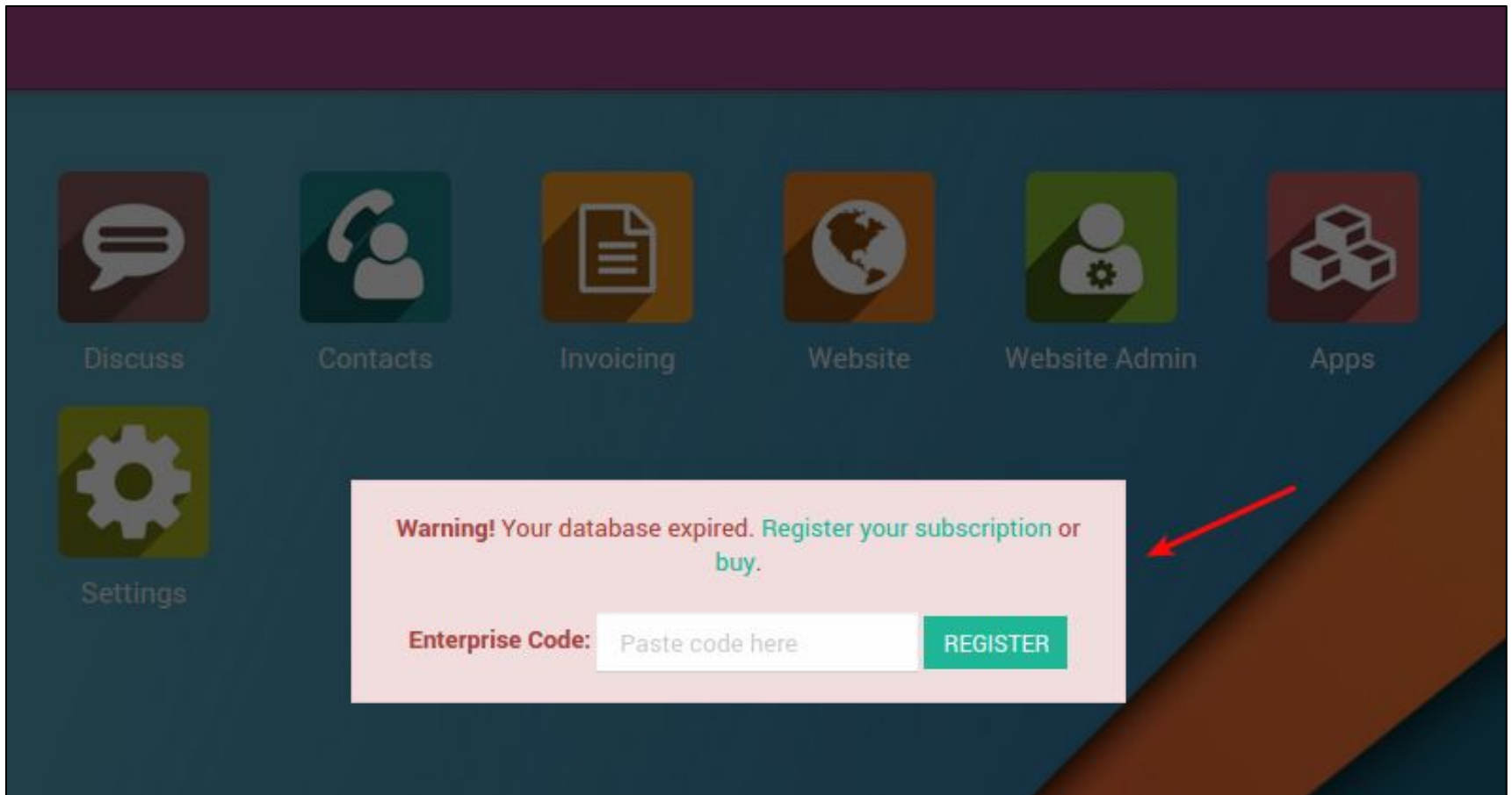
### ○ Message on the Apps switcher



## 7) Subscription expired

---

- No more access to Apps



## 8) Subscription registration

---

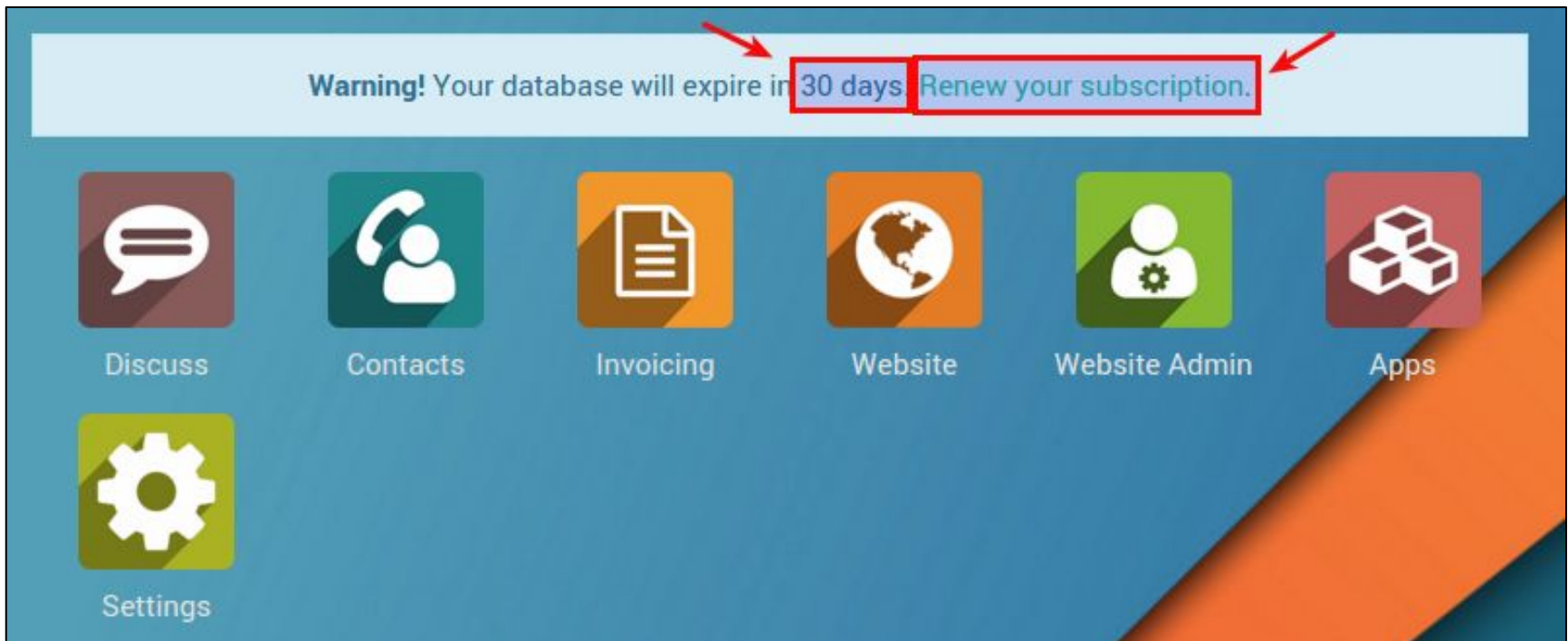
- Enter your Enterprise Code, click on “Register” and this warning banner will disappear.
- If you encounter any problem with your database registration: [help@odoo.com](mailto:help@odoo.com)

# Subscription RENEWAL

---

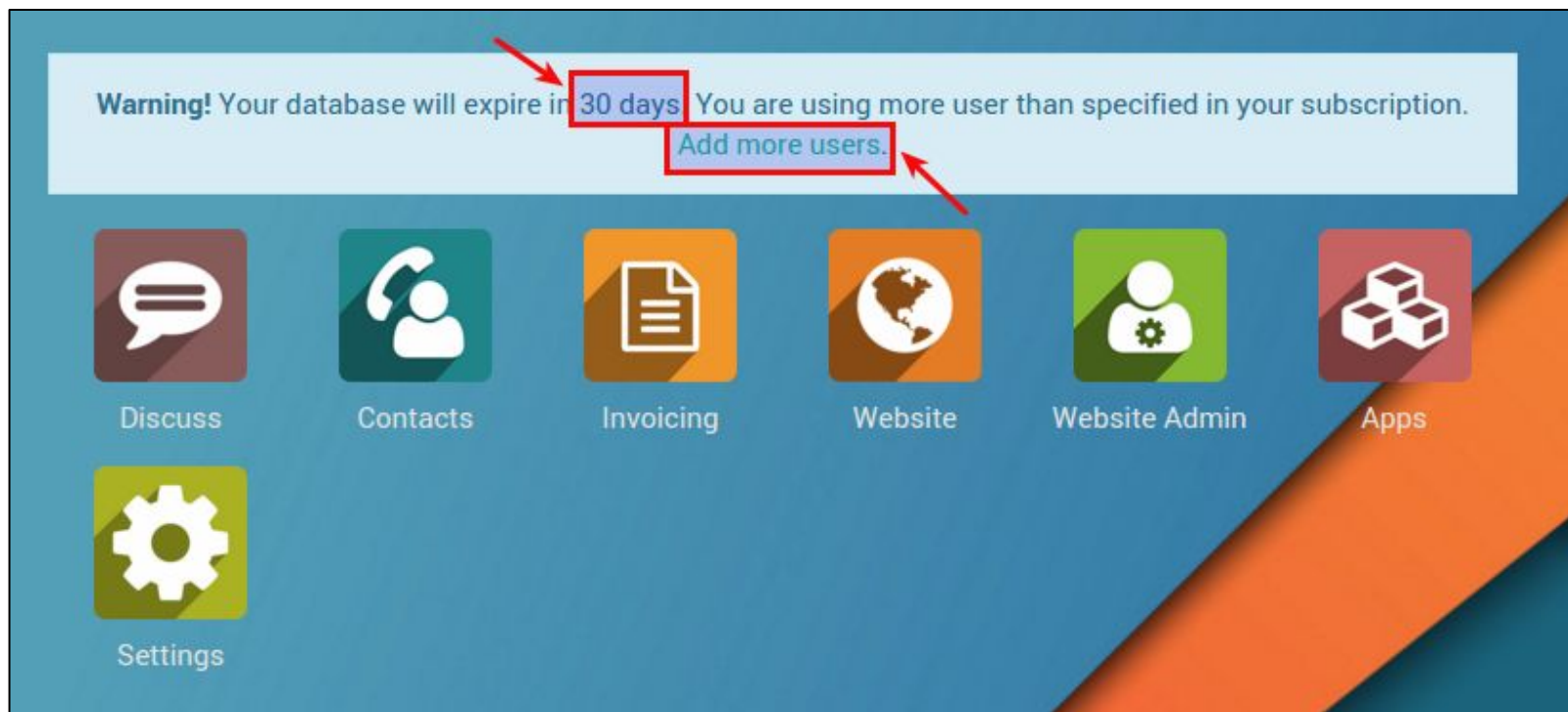
- Countdown with warning message from renewal date -30 days

(Ex: if your Enterprise contract is valid from 1st Jan to 31th Dec, you'll get this warning from 1st Dec)



# Subscription UPSELL

- Countdown with warning message when number of users exceeds the number on the subscription (Ex: if your Enterprise contract was paid for 5 users, you'll get this warning when you create your sixth user)





# Thank You

## Questions ?

### **Odoo**

sales@odoo.com  
+32 (0) 2 290 34 90  
www.odoo.com

### **Odoo Apps**

apps@odoo.com  
www.odoo.com/apps

### **R&D and services office**

Chaussée de Namur 40  
B-1367 Grand Rosière

### **Sales office**

Avenue Van Nieuwenhuyse 5  
B-1160 Brussels