

How to customize E-Commerce web pages...

Jérémy Kersten,
Anthony Lesuisse,

Developer
Chief Technical Officer

Odoo is a virtual jungle where all is possible

“ Thus, in the future, instead of buying bananas in a grocery store, you could go pick them off a tree in a virtual jungle. ”

Yasuhiro Fukushima

SUMMARY

- 1 Customize Product View
- 2 Discover “Extra Info” step
- 3 New step “Checkout Details”
- 4 SEO - Keep old urls working
- 5 Questions

Working with SaaS

All customizations from this talk :

- ✓ Can be imported as data
- ✓ Can be done via the backend
- ✓ No extra tools or libraries needed



Customize Product View

Discovery of the E-Commerce

Show a field from back-end into the front-end

- Add the field: 'weight_net'
 - t-field -> Editable
 - t-esc -> Read only
- Diff in file vs ir_ui_view in backend
 - template = shortcut for "<record model='ir.ui.view'...>"
- ...



iPad Mini

320.00 €

- 1 +

Add to Cart

NET Weight: 1.20

Color: White
Capacity: 16GB

Change “add to cart” behaviour - based on a real case

My company has a public price list for products on Website. The sale prices are based on Cost Price. For some products, we publish on our website, we want to hide/replace their sale prices with a "Contact for price" button/label. Is there any simple ways to achieve this without developing our own module?

Hieu Nguyen

<https://www.odoo.com/groups/community-59/community-12625982>

Solution:

If a product is in the category ‘price_on_demand’, we replace ‘add to cart’ by a link to contact form. Description will be automatically fill out to ask a quotation for the product.

Discover “Extra info”

Discovery of the new step “Extra info”

Use new “Extra Info” step (v9)

- Accept only x_ field by default to avoid injection
- Validation client side (Bootstrap or Javascript)
- Add field in form view
- Automated action is possible to overwrite default fields
- Will become compatible with form-builder

Extra Step

Review Order Shipping & Billing **Extra Info** Payment Confirmation

Middle Name

*Job Position

New Step “Checkout Details”

Creation of a new step “Checkout Details”

Create new step “Checkout Details”

- Inherits Wizard to add the new step
- Creation of the new view “Checkout Details”
- Display custom form depending on the products in cart
 - **Need catalog** (on sale order - always)
 - **Is a gift, msg** (on sale order line of product - in category giftable)

(create new fields, inherit view to show them,
create category, add product in category)
- Creation of a new controller to manage informations

“Checkout Details” screenshot

Checkout details

Review Order

Checkout Details

Shipping & Billing


Extra Info

Payment

Confirmation

I would like receive the new catalog with my order

Apple Wireless Keyboard



It's a gift

Message

Happy Odoo-Experience JKE

iPad Retina Display



It's a gift

Message

Enter here the text to write on the gift

SEO - Keep old url valid



Redirect old urls to new product page

SEO, redirect your old urls

- Important to keep old urls valid when you migrate to Odoo
 - Temporary solution, but not least...
 - Creation of ir_attachment
 - Type: **binary**
 - Url: the **old** url
 - Name: the **new** url

```
<record id="old_url_product_7" model="ir.attachment">
  <field name="type">binary</field>
  <field name="url">/product/7</field>
  <field name="name">/shop/product/ipad-mini-7</field>
</record>
```



Name Path	Method	Status Text
 7 /product	GET	301 MOVED PERMANE...
 ipad-mini-7 /shop/product	GET	200 OK

Question ?

How can I help you...

Question ?

- About this talk: jke@odoo.com
- Code used during the talk:
<https://github.com/JKE-be/odoo-experience-2015>

- Forum: <https://forum.odoo.com>
- Technical: support@odoo.com
- Commercial: info@odoo.com



Thank You

Odoo

sales@odoo.com
+32 (0) 2 290 34 90
www.odoo.com

R&D and services office

Chaussée de Namur 40
B-1367 Grand Rosière

Sales office

Avenue Van Nieuwenhuyse 5
B-1160 Brussels