



How to adapt and create your custom warehouse routes

Josse Colpaert, Technical Coordinator

What is it about ?

Where can we find them ?

Mechanisms ?

Config ?

Demo

What is it about ?

Mostly, routes are configured automatically

Warehouse Name

 Routes**Bert's Central Depot**

Short Name

WHB

Address

Warehouse Configuration

Incoming Shipments

- Receive goods directly in stock (1 step)
- Unload in input location then go to stock (2 steps)
- Unload in input location, go through a quality control before being admitted in stock (3 steps)

Outgoing Shippings

- Ship directly from stock (Ship only)
- Bring goods to output location before shipping (Pick + Ship)
- Make packages into a dedicated location, then bring them to the output location for shipping (Pick + Pack + Ship)

Purchase to resupply this warehouse



Default Resupply Warehouse

Resupply Warehouses

-
- Chicago Warehouse



Where can we find it ?

Traceability

Traceability

- Track lots or serial numbers
- Expiry date on serial numbers
- Use packages: pallets, boxes, ...
- Manage owner on stock

Accounting

Accounting

- Generate accounting entries per stock movement
- Create and open the invoice when the user finish a delivery order
- Calculate landed costs on products

Location & Warehouse

Logistic

- Generate procurement in real time
- Manage multiple locations and warehouses
- Manage advanced routes for your warehouse

Minimum days to trigger a propagation of date change in pushed/pull flows.

Products

- Allow to define several packaging methods on products

Decimal precision on weight

- Manage different units of measure for products

Invoice products in a different unit of measure than the sales order

Routes

[CREATE](#)

<input type="checkbox"/>	Route Name
<input type="checkbox"/>	+ Drop Shipping
<input type="checkbox"/>	+ Buy
<input type="checkbox"/>	+ YourCompany: Ship Only
<input type="checkbox"/>	+ Make To Order
<input type="checkbox"/>	+ Chicago Warehouse: Ship Only
<input type="checkbox"/>	+ Chicago Warehouse: Receipt in 1 step
<input type="checkbox"/>	+ YourCompany: Receipt in 1 step

Chicago Warehouse: Ship Only

Active

Sequence 10

Applicable On

Select the places where this route can be selected

Product Categories

Warehouses

Products

Sale Order Lines

Push Rules

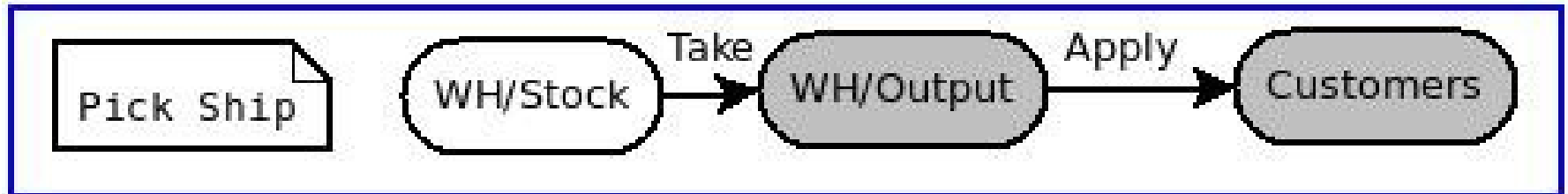
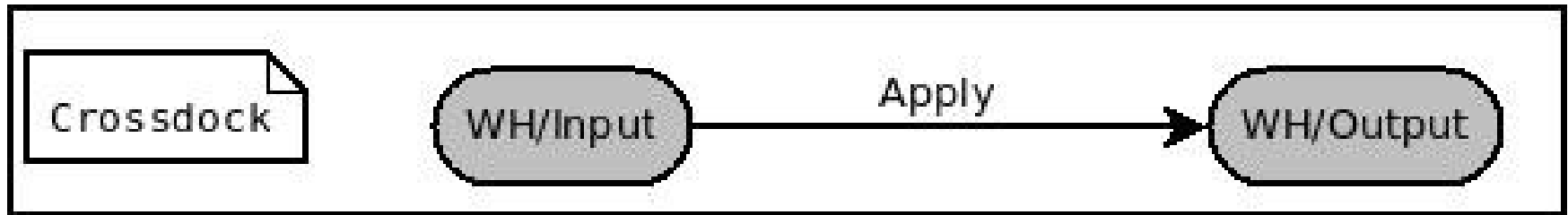
Source Location	Destination Location	Operation Name

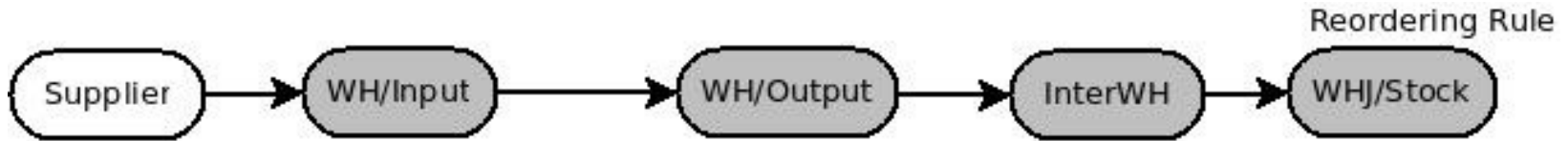
Procurement Rules

Mechanisms ?

Routes selection

Procurement rules and push rules





Chicago Warehouse: Ship Only

Active **Sequence** 10

Applicable On

Select the places where this route can be selected

Product Categories <input checked="" type="checkbox"/>	Warehouses <input type="checkbox"/>
Products <input type="checkbox"/>	Sale Order Lines <input type="checkbox"/>

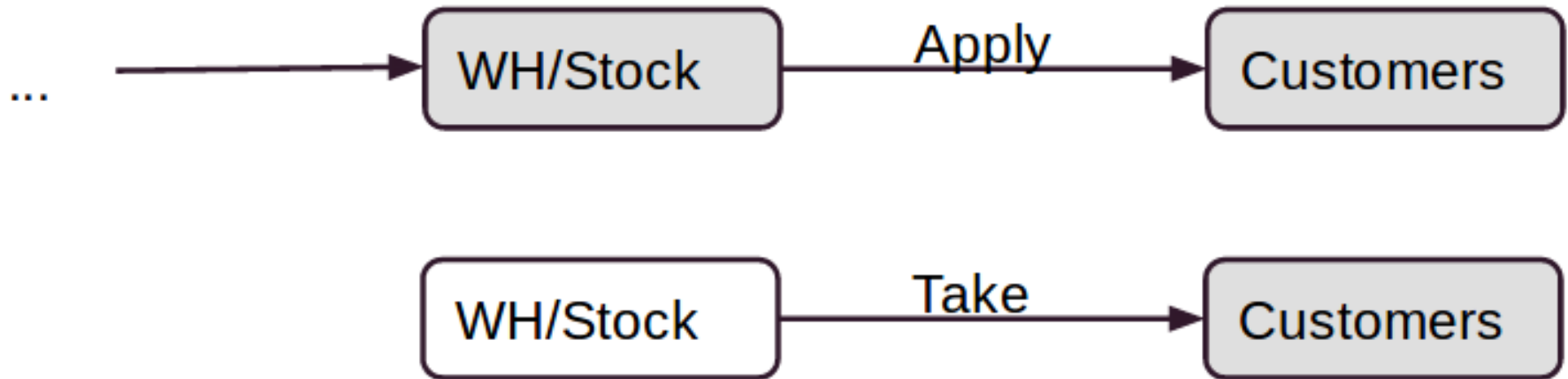
Push Rules

Source Location	Destination Location	Operation Name

Procurement Rules

- Sale order line (procurement)
- Product and Product Category
- Warehouse

First you will determine the 'normal route(s)' through the warehouse and afterwards you will define the exceptions which will get priority over the warehouse route(s)



- Manual Purchase Order :



- Apply push rule in WH/Input



Config ?

Detailed configuration of procurement and
push rules

- Base fields :
 - Procurement location
 - Action (move, buy, manufacture)
 - For move :
 - Source location
 - Procure method
 - Delay
 - Picking type

- **Advanced :**
 - Warehouse for interWH routes:
 - Served warehouse
 - Warehouse to propagate
 - needed when supplying from multiple warehouses
 - Procurement Group determines what is grouped in a picking:
 - Propagation option : Empty, Fixed, Propagate (default on move)
 - Procurement Group (fixed)
 - Propagate cancel/split : checked by default

- **Basic fields**
 - Source location
 - Destination location
 - Picking type
- **Advanced :**
 - Automatic move

- Manufacturing raw materials pull rule to determine procure method
- Buy rule can have propagation options => possibility not to merge with existing Purchase Orders



Demo ?

Odoo
sales@odoo.com
+32 (0) 2 290 34 90
www.odoo.com

R&D and services office
Chaussée de Namur 40
B-1367 Grand Rosière

Sales office
Avenue Van Nieuwenhuyse 5
B-1160 Brussels